

# E-knjiga o rastlinah

Martina Marc

Osnovna pola Notranjski odred Cerknica

Starost otrok: 9 let

Tip učne ure: ure pridobivanja novih vsebin (5)

Učne oblike: frontalna, delo v dvojicah

Učne metode: razgovor , razlaga, problemski pouk, sodelovalno učenje, raziskovalno učenje.

Cilji:

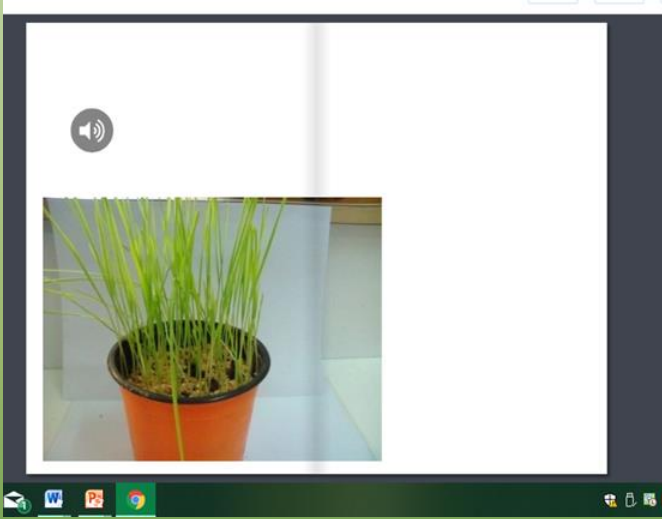
- ločiti med oprahčevanjem cvetov in raznašanjem semen.

# 1. in 2. ura (strnjeno)





# 3. ura

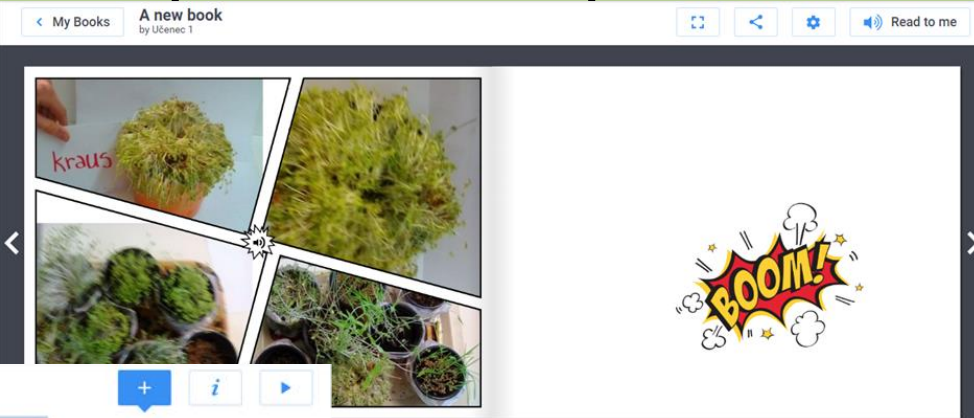


Program: Book Creator




# 4. ura


- Branje besedila in snemanje komentarjev ob sliki.



The top screenshot shows a digital book page titled "A new book" by "Učenec 1". It features a collage of four photographs of green plants in pots. One photo has the word "kraus" written in red. To the right of the collage is a large, colorful comic-style graphic with the word "BOOM!" in yellow letters on a red background, surrounded by white clouds and stars.



The bottom screenshot shows a digital book page titled "Cover". It features the title "MOJA KNJIGA" in large, bold, red letters at the top. Below the title is a photograph of several small pots containing green plants. To the right of the photo is a small, stylized sunburst icon. A menu is open on the right side of the page, showing options: "MEDIA", "COMICS", and "SHAPES". Under "MEDIA", there are sub-options: "Import", "Camera", "Pen", "Text", and "Record".



The book cover for "Kaj neki tu cveti?" by D. Aichele - M. Golte-Bechtle. The cover is green and features a vibrant illustration of various flowers, including a large red poppy, a yellow daisy, and a pink flower. The title "Kaj neki tu cveti?" is written in large, bold, white letters. Below the title, it says "V naravi rastoče srednjeevropske zelinate kritosemenke". At the bottom right, there is a red banner with the word "Uspešnica" in white.

## 5. ura



- Kako se raznaša cvetni prah?

# Seme in cvetni prah

