


BIODIVERZITETA V GOZDU, NA TRAVNIKU IN VOZILA PRIHODNOSTI



Mentorica: Nataša Kunstelj




Sedem korakov do cilja:

- ~ predstavitev tematike in sestave KEMSa
- ~ dijaki podajo ideje o izdelku
- ~ izdelava načrtov
- ~ priprava materialov in pripomočkov
- ~ praktično delo
- ~ predstavitev izdelkov sošolcem
- ~ priprava razstave



PREDNOSTI NATEČAJA

- POPESTRITEV POUKA
- DIJAKI SO AKTIVNI
- PRAKTIČNI IZDELKI, UPORABNI-npr. TEMA MODNI DODATKI
- MANJ ODVRŽENEGA KEMSA-MANJ PLASTIKE
- DIJAKI RADI USTVARJAJO
- DIJAKI NA ŠOLI PRIPRAVIJO RAZSTAVO SVOJIH IZDELKOV
- SODELUJEJO DIJAKI RAZLIČNIH POKLICNIH IN TEHNIŠKIH PROGRAMOV
- SKUPINSKO DELO
- MAJHNI STROŠKI ZA MATERIALE, UPORABNI ODPADNI MATERIALI




Od izdelovanja, ...







... končnih izdelkov in ...





































Ekošola



... do razstave.





Izdelke si VSAKO LETO lahko ogledate pred
šolsko knjižnico.

Hvala za vašo pozornost 😊

